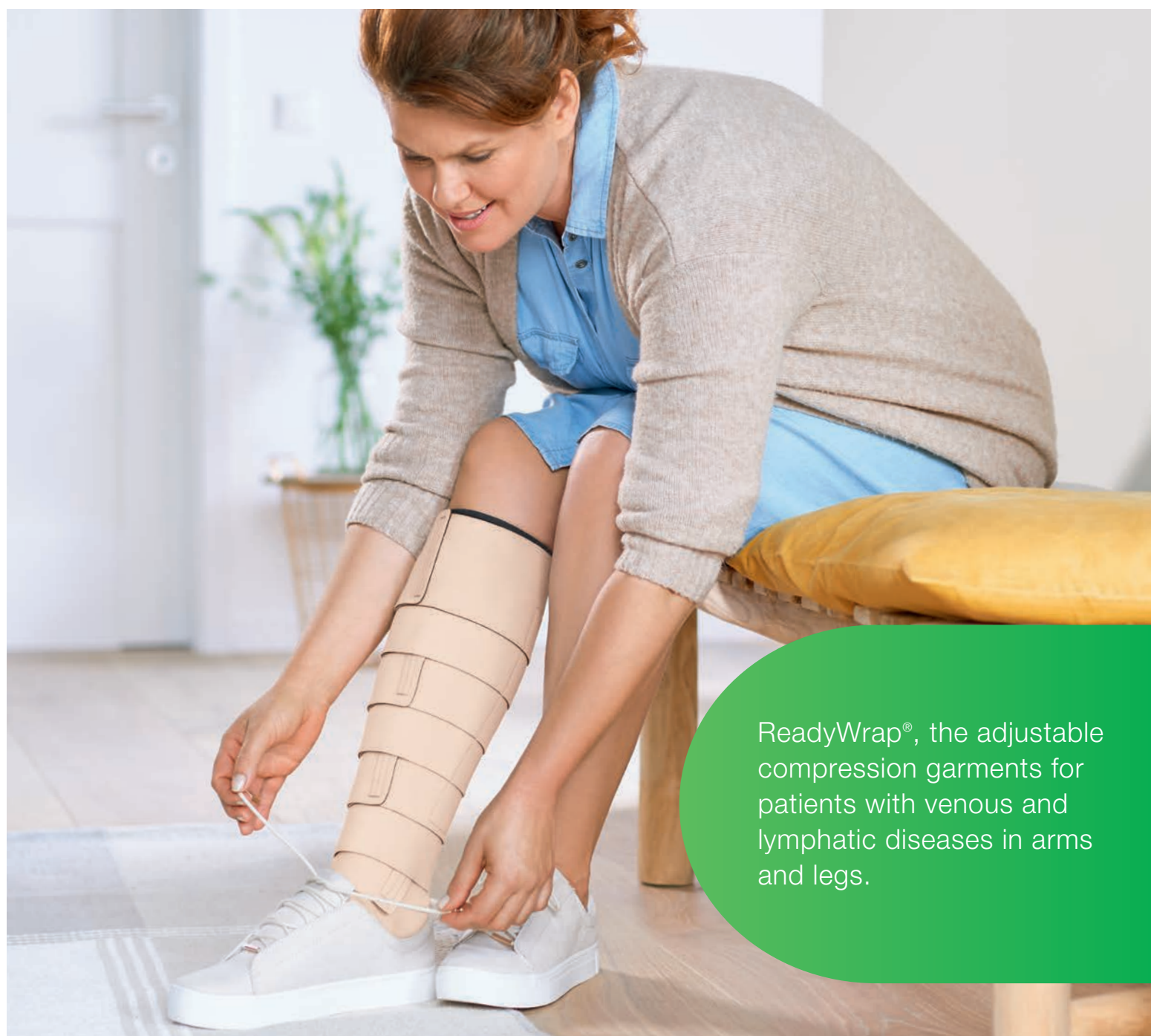


ReadyWrap®

The easy solution for self-care compression.



ReadyWrap®, the adjustable compression garments for patients with venous and lymphatic diseases in arms and legs.


The ReadyWrap® compression garment makes it easy to achieve clinically effective levels of compression¹, and offers the support patients need to manage their condition – not just today, but for life.

Easy to use, apply and adjust^{3,4} – even with arthritic hands³

Low-profile design allows patients to wear their usual footwear²

Empowers the patient to selfcare¹¹

Support patients
Ready



Improved concordance –
well tolerated by patients⁴

Cost-effective alternative
to bandaging via self-care¹¹

Saves time – reduces
the need for clinic visits¹¹

for life with
Wrap[®]

Why choosing ReadyWrap®

ReadyWrap® adjustable compression garments are designed as an easy-to-use compression therapy for patients with venous and lymphatic disease.

ReadyWrap® is better for patients

Easy to use³, with colour-coded VELCRO® brand fasteners

- front-fastening short straps aid patient application and readjustment^{3,4}
- overlapping straps minimise user application error and can prevent undue loss of pressure if the patient does not apply the product perfectly¹
- low-profile design, allowing patients to wear their usual footwear²
- all products are available in black or beige



ReadyWrap® is clinically effective

Short stretch properties¹³ – Therapeutic working and tolerable lower resting pressure

- positive outcomes for leg ulcers^{3,4,5} and lymphoedema⁴ patients
- effective in the management of recurrent swelling (oedema) and ulceration⁵
- excellent SSI of between 16 and 23, similar to inelastic bandages¹³
- 50% overlapping straps prevent gapping and can accommodate changing limb circumference to contain and control oedema^{4,5}



ReadyWrap® is cost-effective

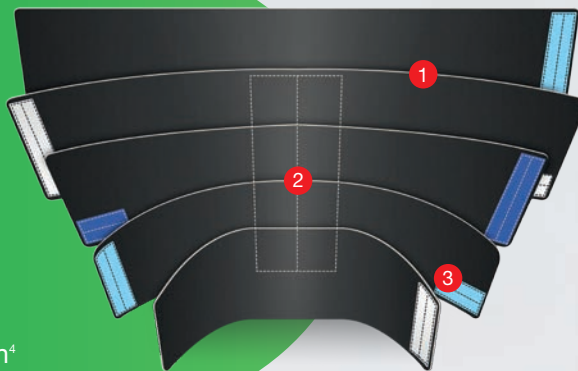
ReadyWrap® can provide cost savings associated with⁷⁻¹¹:

- time saved due to quicker and easier application of the device, in comparison to compression bandages
- reduced use of bandaging materials – ReadyWrap can be washed and reused over a period of six months
- can be easily applied by the patient or their carer
- can reduce the need for clinic visits due to self-care at home





- 1 pre-shaped curved straps adjust to the limb providing comfort and support
- 2 unique wide calf muscle support spine for comfort⁴, reduces stretch and maintains garment's shape
- 3 colour coded VELCRO® brand fasteners – assists ease of application⁴



Please note: Each ReadyWrap lower limb garment is supplied with a Liner excluding the ReadyWrap Toes units. The Liners are designed to be used under ReadyWrap garments.

ReadyWrap®

Compression system for lower limbs.

Colour coded
short straps



ReadyWrap® Toes

- unique design allows for adjustable toe girths
- provides full foot coverage when paired with a ReadyWrap Foot unit
- left and right specific design provides enhanced contouring



ReadyWrap® Foot

- left/right specific design and medial dart enhance contouring
- easy to don, two strap design fits inside most shoes
- overlaps Calf and Toe units to help prevent gapping

ReadyWrap®

Compression system for lower limbs.



ReadyWrap® Calf

- can be worn with compression hosiery for additional support and protection
- blocked spine reduces stretch and improves structural support
- overlaps ReadyWrap Foot and ReadyWrap Knee garments to help prevent gapping



ReadyWrap® Thigh

- low stretch material provides low resting and high working pressures from superior patella border to the groin
- proximal strap helps accommodate straight and conical thighs
- overlaps with the ReadyWrap Knee to help prevent gapping



ReadyWrap® Knee

- easy, three-strap design provides a comfortable fit reducing pinching and high pressure points
- overlaps ReadyWrap Calf and ReadyWrap Thigh to help prevent gapping

ReadyWrap® Extender Strap



- provides an additional 10 cm to a standard ReadyWrap strap
- “Y” clamp design helps ensure a secure fit
- compatible with ReadyWrap Calf, ReadyWrap Knee and ReadyWrap Thigh

- 1 pre-shaped curved straps adjust to the limb providing comfort and support
- 2 inner liner arm sleeve for correct fitting
- 3 colour coded VELCRO® brand fasteners makes application easy



ReadyWrap®

Compression system for upper limbs.



ReadyWrap® Arm

- double-sewn liner allows for easy, one-handed donning and doffing
- features a padded wrist and elbow to eliminate compression hot spots and provide additional comfort
- bilateral design contours to both left and right arms

ReadyWrap® Gauntlet

- provides coverage of the wrist and hand
- left/right specific design contours more naturally to the hand. Built-in padding for palm and dorsum helps provide consistent compression over bony prominences
- pocket design allows for foam pads to provide additional support
- the Gauntlet is designed to overlap the ReadyWrap Arm garment to reduce gapping



ReadyWrap®

Measuring the lower limb.

The foundation of a successful treatment – find the size that fits best.

Only a perfectly fitting ReadyWrap can provide the best possible therapeutic effect. Therefore, it is very important to determine the appropriate size for your limbs. With the help of our sizing charts, you will find the right one quickly and easily. The measurement chart is available at www.Lohmann-Rauscher.com

- 1 Mark the circumference points first and then measure circumferences working down the leg. Once the desired garment circumference points are measured, please follow this by measuring the individual lengths between circumference points shown – IG-E', ID-B & IA-Y.



ReadyWrap®
Measuring the lower limb.

How to measure the leg: Ask the patient to stand, if possible. Mark and

Circumference

Length

Right leg

74 cG
28 IG-E'
58 cE'
44 cD
48 cC
31 ID-B
28 cB
25 IA-Y
40 cY
23 cA

Circumference points:

- cG 2 cm below Gluteal Fold
- cE' 5 cm above the Knee
- cD 2-3 cm below Popliteal Fossa
- cC widest part of Calf
- cB 2 cm Above Malleolus
- cY around Instep and Heel with foot dorsi-flexed
- cA around base of Toes

Lengths:

- IA-Y heel to base of Toes
- ID-B the length between point B (2 cm above the malleolus) and point D (2 cm below popliteal fossa)
- IG-E' the length between point E' (5 cm above the knee) and point G (2 cm below gluteal fold)

Write your measurement results in the box adjacent to measuring p

Delivery: ☐ to orderer ☐ directly to patient

Client no. _____

Sender _____

Phone _____

Date of Measurement _____

Your reference o

Name/Last Name _____

Street _____

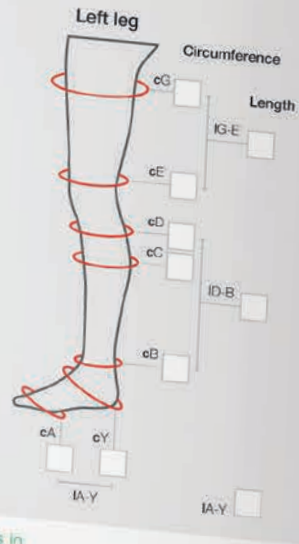
Postal Code/Place _____

Phone _____

Order Date _____

2 Please check your garment sizes on the measurement chart and tick the item code.

measure the leg as follows:



NB
c = circumference, l = length
All length measurements should be longitudinal and should follow body contours.
All measurements to be in centimetres.

that of your patient's: ☐ Ms. ☐ Mr.

Please tick where applicable to indicate your garment choice:

	Small	Medium	Large	Extra Large	Extra Extra Large
ReadyWrap® Thigh					
Green Circumference (cG) 48-63 cm	Green Circumference (cG) 56-73 cm	Green Circumference (cG) 66-83 cm	Green Circumference (cG) 78-95 cm	Green Circumference (cG) 88-103 cm	
Above Knee Circumference (cE) 38-48 cm	Above Knee Circumference (cE) 45-58 cm	Above Knee Circumference (cE) 52-68 cm	Above Knee Circumference (cE) 59-78 cm	Above Knee Circumference (cE) 68-88 cm	
<input type="checkbox"/> Beige up to 25cm <input type="checkbox"/> Black up to 25cm <input type="checkbox"/> Beige up to 30cm <input type="checkbox"/> Black up to 30cm	<input type="checkbox"/> 104478 <input type="checkbox"/> 104479 <input type="checkbox"/> 104480 <input type="checkbox"/> 104481	<input type="checkbox"/> 104474 <input type="checkbox"/> 104475 <input type="checkbox"/> 104476 <input type="checkbox"/> 104477	<input type="checkbox"/> 104470 <input checked="" type="checkbox"/> 104471 <input type="checkbox"/> 104472 <input type="checkbox"/> 104473	<input type="checkbox"/> 104482 <input type="checkbox"/> 104483 <input type="checkbox"/> 104484 <input type="checkbox"/> 104485	<input type="checkbox"/> 104790 <input type="checkbox"/> 104791 <input type="checkbox"/> 104792 <input type="checkbox"/> 104793
ReadyWrap® Knee					
Above Knee Circumference (cE) 30-48 cm	Above Knee Circumference (cE) 45-58 cm	Above Knee Circumference (cE) 62-68 cm	Above Knee Circumference (cE) 69-78 cm	Above Knee Circumference (cE) 66-88 cm	
Below Knee Circumference (cD) 28-38 cm	Below Knee Circumference (cD) 33-43 cm	Below Knee Circumference (cD) 38-48 cm	Below Knee Circumference (cD) 43-58 cm	Below Knee Circumference (cD) 53-68 cm	
<input type="checkbox"/> Beige <input type="checkbox"/> Black	<input type="checkbox"/> 104484 <input type="checkbox"/> 104485	<input type="checkbox"/> 104482 <input type="checkbox"/> 104483	<input checked="" type="checkbox"/> 104480 <input type="checkbox"/> 104481	<input type="checkbox"/> 104490 <input type="checkbox"/> 104491	<input type="checkbox"/> 104788 <input type="checkbox"/> 104789
ReadyWrap® Calf					
Calf Circumference (cD) 28-38 cm	Calf Circumference (cD) 33-43 cm	Calf Circumference (cD) 38-48 cm	Calf Circumference (cD) 43-58 cm	Calf Circumference (cD) 53-68 cm	
Below Calf Circumference (cB) 18-28 cm	Below Calf Circumference (cB) 20-28 cm	Below Calf Circumference (cB) 25-33 cm	Below Calf Circumference (cB) 30-38 cm	Below Calf Circumference (cB) 35-43 cm	
<input type="checkbox"/> Beige up to 30 cm <input type="checkbox"/> Black up to 30 cm <input type="checkbox"/> Beige up to 35 cm <input type="checkbox"/> Black up to 35 cm	<input type="checkbox"/> 104450 <input type="checkbox"/> 104451 <input type="checkbox"/> 104452 <input type="checkbox"/> 104453	<input type="checkbox"/> 104449 <input type="checkbox"/> 104447 <input type="checkbox"/> 104448 <input type="checkbox"/> 104449	<input type="checkbox"/> 104442 <input checked="" type="checkbox"/> 104443 <input checked="" type="checkbox"/> 104444 <input type="checkbox"/> 104445	<input type="checkbox"/> 104454 <input type="checkbox"/> 104455 <input type="checkbox"/> 104456 <input type="checkbox"/> 104457	<input type="checkbox"/> 104784 <input type="checkbox"/> 104455 <input type="checkbox"/> 104786 <input type="checkbox"/> 104787
ReadyWrap® Foot					
Foot Length (IA-Y) up to 21 cm	Foot Length (IA-Y) up to 23 cm	Foot Length (IA-Y) up to 25 cm	Foot Length (IA-Y) up to 29 cm	Foot Length (IA-Y) up to 29 cm	
Arch Circumference (cA) 18-23 cm	Arch Circumference (cA) 20-28 cm	Arch Circumference (cA) 25-33 cm	Arch Circumference (cA) 30-38 cm	Arch Circumference (cA) 40-48 cm	
<input type="checkbox"/> Right Beige <input type="checkbox"/> Right Black <input type="checkbox"/> Left Beige <input type="checkbox"/> Left Black	<input type="checkbox"/> 104430 <input type="checkbox"/> 104437 <input type="checkbox"/> 104428 <input type="checkbox"/> 104429	<input type="checkbox"/> 104434 <input type="checkbox"/> 104435 <input type="checkbox"/> 104426 <input type="checkbox"/> 104427	<input checked="" type="checkbox"/> 104432 <input type="checkbox"/> 104433 <input type="checkbox"/> 104442 <input type="checkbox"/> 104425	<input type="checkbox"/> 104438 <input type="checkbox"/> 104439 <input type="checkbox"/> 104430 <input type="checkbox"/> 104431	
ReadyWrap® Toes					
Toe Circumference (cA) 18.0-20.4 cm	Toe Circumference (cA) 20.5-23.5 cm	Toe Circumference (cA) 23.6-26.0 cm	Toe Circumference (cA) 26.1-28.5 cm	Toe Circumference (cA) 28.6-31.0 cm	
<input type="checkbox"/> Right Beige <input type="checkbox"/> Right Black <input type="checkbox"/> Left Beige <input type="checkbox"/> Left Black	<input type="checkbox"/> 104416 <input type="checkbox"/> 104417 <input type="checkbox"/> 104406 <input type="checkbox"/> 104407	<input checked="" type="checkbox"/> 104414 <input type="checkbox"/> 104415 <input type="checkbox"/> 104404 <input type="checkbox"/> 104405	<input type="checkbox"/> 104412 <input type="checkbox"/> 104413 <input type="checkbox"/> 104402 <input type="checkbox"/> 104403	<input type="checkbox"/> 104418 <input type="checkbox"/> 104419 <input type="checkbox"/> 104408 <input type="checkbox"/> 104409	<input type="checkbox"/> 104420 <input type="checkbox"/> 104421 <input type="checkbox"/> 104410 <input type="checkbox"/> 104411
ReadyWrap® Extender Strap					
One size fits all					
<input type="checkbox"/> Beige <input type="checkbox"/> Black	<input type="checkbox"/> 104740 <input type="checkbox"/> 104741				

Please mark (tick or cross) where applicable to indicate the garment choice and then enter the sizing, quantity and reference code.

Garment (Right Leg)	Length/Side	Colour	Size	Quantity	Code
Thigh	<input type="checkbox"/> 25 cm <input checked="" type="checkbox"/> 30 cm	<input checked="" type="checkbox"/> Beige <input type="checkbox"/> Black	Large	2	104472
Knee		<input checked="" type="checkbox"/> Beige <input type="checkbox"/> Black	Large	2	104460
Calf	<input type="checkbox"/> 30 cm <input checked="" type="checkbox"/> 35 cm	<input checked="" type="checkbox"/> Beige <input type="checkbox"/> Black	Large	2	104444
Foot	<input checked="" type="checkbox"/> Right	<input checked="" type="checkbox"/> Beige <input type="checkbox"/> Black	Large	2	104432
Toe	<input checked="" type="checkbox"/> Right	<input checked="" type="checkbox"/> Beige <input type="checkbox"/> Black	Medium	2	104414
Extender Strap		<input checked="" type="checkbox"/> Beige <input type="checkbox"/> Black			

3 Please transfer this information to complete the order form, and ensure all contact/reference details are correct.

ReadyWrap®

Measuring the upper limb.

- 1 Mark the points first on the upper limb and then measure circumferences. Once the desired garment circumference points are measured, please proceed by measuring the individual lengths between circumference points shown – IC-G and/or IA-C.

ReadyWrap®

Measuring the upper limb.

How to measure the arm: Measure the arm in a supported and relaxed position with the elbow slightly flexed. The measurement points refer to the following anatomical landmarks:

How to measure the arm:

Measure the arm in a supported and relaxed position with the elbow slightly flexed. The measurement points refer to the following anatomical landmarks:

Circumference points:

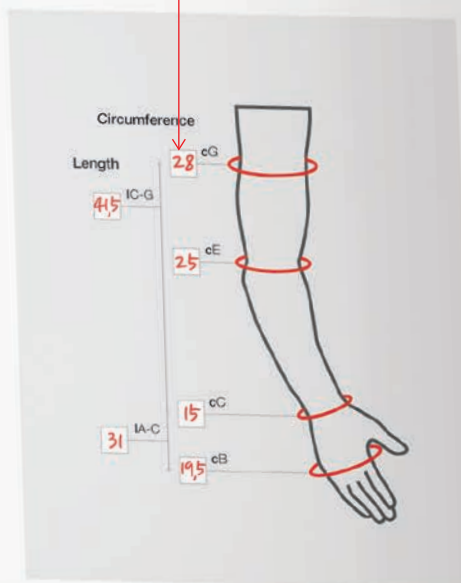
- cA widest width of the Palm, just below the metacarpal phalangeal joints
- cC narrowest point of the Wrist
- cE around the Elbow joint and into the crease of the elbow
- cG top of the Arm, just below the axillary crease

Lengths:

- IA-C the length between point A (widest width of the palm, just below the metacarpal phalangeal joints) and point C (narrowest point of the wrist)
- IC-G the length between point C (narrowest point of the wrist) and point G (top of the arm, just below the axillary crease)

NB c = circumference, l = length

All length measurements should follow body contour.
All measurements to be in centimetres.



Write your measurement results in the box adjacent to measuring point

Please tick where applicable

Small	
ReadyWrap® Armsleeve	Axilla Circumference (cG) 22-29 cm Elbow Circumference (cE) 19-26 cm Wrist Circumference (cC) 13.5-17 cm
(IC-G) (3 x lengths)	Short <input type="checkbox"/> Beige up to 43 cm <input checked="" type="checkbox"/> Black up to 43 cm Average <input type="checkbox"/> Beige up to 46 cm <input checked="" type="checkbox"/> Black up to 46 cm Tall <input type="checkbox"/> Beige up to 49.5 cm <input checked="" type="checkbox"/> Black up to 49.5 cm
ReadyWrap® Gauntlet	Length (IA-C) up to 12.5 cm Wrist Circumference (cC) 13.5-17 cm Palm Circumference (cA) 18-20 cm
Right <input type="checkbox"/> Beige <input checked="" type="checkbox"/> Black	<input type="checkbox"/> 104514 <input checked="" type="checkbox"/> 104515 <input type="checkbox"/> 104516 <input type="checkbox"/> 104517 <input type="checkbox"/> 104518 <input type="checkbox"/> 104519
Left <input type="checkbox"/> Beige <input checked="" type="checkbox"/> Black	<input type="checkbox"/> 104498 <input type="checkbox"/> 104499 <input type="checkbox"/> 104490 <input checked="" type="checkbox"/> 104491

Please mark (tick or cross) where applicable to indicate the

Garment (Armsleeve)	Length/Side	Colour
Arm	<input checked="" type="checkbox"/> 43 cm	<input type="checkbox"/> Beige <input checked="" type="checkbox"/> Black
	<input type="checkbox"/> 46 cm	
	<input type="checkbox"/> 49 cm	
Gauntlet	<input type="checkbox"/> Right <input checked="" type="checkbox"/> Left	<input type="checkbox"/> Beige <input checked="" type="checkbox"/> Black

Delivery: ☐ to orderer ☐ directly to patient

Your reference or that of your patient's: ☐ Ms. ☐ Mr.

Client no. _____

Name / Last Name _____

Sender _____

Street _____

Phone _____

Postal Code / Place _____

Date of Measurement _____

Phone _____

Order Date _____

The foundation of a successful treatment – find the size that fits best.

Only a perfectly fitting ReadyWrap can provide the best possible therapeutic effect. Therefore, it is very important to determine the appropriate size for your limbs. With the help of our sizing charts, you will find the right one quickly and easily. The measurement chart is available at www.Lohmann-Rauscher.com

to indicate your garment choice:

Medium	Large	Extra Large
<p>Arm Circumference (cC) 26-36 cm</p> <p>Elbow Circumference (cE) 24-33 cm</p> <p>Wrist Circumference (cC) 15.5-20 cm</p> <p><input type="checkbox"/> 104508</p> <p><input type="checkbox"/> 104509</p> <p><input type="checkbox"/> 104510</p> <p><input type="checkbox"/> 104511</p> <p><input type="checkbox"/> 104512</p> <p><input type="checkbox"/> 104513</p>	<p>Arm Circumference (cC) 31-43 cm</p> <p>Elbow Circumference (cE) 29-40 cm</p> <p>Wrist Circumference (cC) 17.5-23 cm</p> <p><input type="checkbox"/> 104502</p> <p><input type="checkbox"/> 104503</p> <p><input type="checkbox"/> 104504</p> <p><input type="checkbox"/> 104505</p> <p><input type="checkbox"/> 104506</p> <p><input type="checkbox"/> 104507</p>	<p>Arm Circumference (cC) 36-50 cm</p> <p>Elbow Circumference (cE) 30-43 cm</p> <p>Wrist Circumference (cC) 17.5-23 cm</p> <p><input type="checkbox"/> 104520</p> <p><input type="checkbox"/> 104521</p> <p><input type="checkbox"/> 104522</p> <p><input type="checkbox"/> 104523</p> <p><input type="checkbox"/> 104524</p> <p><input type="checkbox"/> 104525</p>
<p>Length (LA-C) up to 13.5 cm</p> <p>Wrist Circumference (cC) 15.5-20 cm</p> <p>Palm Circumference (cA) 20-22 cm</p> <p><input type="checkbox"/> 104496</p> <p><input type="checkbox"/> 104497</p> <p><input type="checkbox"/> 104498</p> <p><input type="checkbox"/> 104499</p>	<p>Length (LA-C) up to 14.5 cm</p> <p>Wrist Circumference (cC) 17.5-23 cm</p> <p>Palm Circumference (cA) 22-24 cm</p> <p><input type="checkbox"/> 104494</p> <p><input type="checkbox"/> 104495</p> <p><input type="checkbox"/> 104496</p> <p><input type="checkbox"/> 104497</p>	<p>Length (LA-C) up to 15.5 cm</p> <p>Wrist Circumference (cC) 19.5-26 cm</p> <p>Palm Circumference (cA) 24-26 cm</p> <p><input type="checkbox"/> 104500</p> <p><input type="checkbox"/> 104501</p> <p><input type="checkbox"/> 104492</p> <p><input type="checkbox"/> 104493</p>

the garment choice and then enter the sizing, quantity and reference code.

Size	Quantity	Code transfer code from back of sheet
Small Short	1	104515
Small	1	104491

2002253 0718 e

2 Please check your garment sizes on the measurement chart and tick the item code.

3 Please transfer this information to complete the order form, and ensure all contact/reference details are correct.



ReadyWrap®

User information.

A full holistic and vascular assessment should be carried out before treatment. Please refer to local and national guidelines.

Indications

Compression garment for phlebological, lymphological indications i.e. venous disease, chronic oedema and lymphoedema.

To maintain or reduce fluid volume and shape of upper and lower extremity limbs.

Precautions

ABPI <0.8 – compression therapy should only be used under strict medical or vascular specialist supervision.

Not suitable for ankle circumference of less than 18 cm unless padding is used to increase the ankle circumference to 18 cm or more.

This system may be unsuitable where there is heavy exudate and for large wounds.

As with all compression systems, caution is required when

- cardiac overload is suspected
- patients have diabetes
- patients have advanced small vessel disease
- arterial disease is present
- renal failure is present
- rheumatoid arthritis is present

Following application, if the patient shows signs of pain, reduced colour or numbness to their extremities, then it should be removed immediately.

Contraindications

- arterial insufficiency or ABPI <0.8
- acute DVT (Deep Vein Thrombosis)
- untreated congestive heart failure
- untreated cancer
- untreated infection i.e. Cellulitis
- allergy to materials
- severe or moderate peripheral arterial disease

Care Instructions for ReadyWrap Calf, Knee and Thigh units

General

- use care and be gentle to prevent thread breakage
- stop use if rash, numbness or changes in skin colour occur

Washing

- hand wash in warm water with a drop of mild detergent
- rinse thoroughly in warm water
- DO NOT use bleach or fabric softener

Drying

- lay flat to dry
- do not machine dry and do not iron
- drying time can be shortened by laying the garment on a towel and rolling it inside the towel to collect excess water
- take care to ensure the VELCRO® brand fasteners does not contact your towel

Materials

- ReadyWrap uses VELCRO® branded fasteners. Contains hook and loop materials commonly called "VELCRO®"
- not made with natural rubber (Latex)
- the material composition of ReadyWrap is:
 - ◆ 61% Nylon
 - ◆ 33% Polyurethane
 - ◆ 6% Elastane (Spandex)

For all queries relating to ReadyWrap as well as **SwellSpots**,
Caresia, **TributeNight** or **Exo** products please contact:

Toomac Solutions

Phone: 0508 443 5347

Email: sales@toomac.co.nz

Sources:

- 1) Ehmann, S; Bock, K. (2017). Critical evaluation of bandage alternative characteristics: a case series. EWMA Conference, Amsterdam, Netherlands.
- 2) Robert de Klerk, District Nurse, Buurtzorg Zeeburg, Amsterdam NL; Jeanette Muldoon, Activa Healthcare Ltd., L&R UK. How can VELCRO Compression Systems contribute in Wound Management. Annual Meeting of the European Wound Management Association (EWMA), Amsterdam 3–5 May 2017.
- 3) Hampton, S. (2016). The difficulty and the solution of compression therapy in a healed venous leg ulcer. Br J Community Nursing, 21(9), p34–p38.
- 4) Ehmann, S. (2016). Multinational, pilot audit of a VELCRO adjustable compression wrap system for venous and lymphatic conditions. JWC, 25(9), p513–p520.
- 5) Bock, K.J. (2016). Adjustable compression wraps can prevent ulcer re-occurrence in phlebo-lymphedema; a case series. Poster presentation, SAWC, Austin 2016.
- 6) Guest, J.F; Ayoub, N; McIlwraith, T. et al. (2015). Health economic burden that wounds impose on the National Health Service in the UK. BMJ, Open 5: e00w9283. doi:10.1136/bmjopen-2015-009283.
- 7) Elvin, S. Cost efficacy of using Juxta CURES™ and UCS™ debridement cloths. Journal of Community Nursing, 2015; 29(2), p25–p28.
- 8) Wigg, J; Lee, N. Redefining essential care in lymphoedema. Br J Community Nursing, 2014; 19: Chronic Supple, p24–p29.
- 9) Bianchi, J; Mahoney, K; Nugent, L; Kenn, D. A fresh way to treat venous leg ulcers with measured compression. Br J Community Nursing 2013; 18(4), Suppl, p34–p40.
- 10) Nugent, L. Juxta CURES™: compression for healing venous ulcers. Br J Community Nursing, 2013; 18(5), p40–p45.
- 11) Ellen Kuijper-Kuip, Skin and edematherapist – MediSkin – Total Skin Care; Jeanette Muldoon, Activa Healthcare Ltd., L&R UK. Meeting the practical and economic challenges of managing skin and wounds using self-care as an option for patients with lymphedema. Annual Meeting of the European Wound Management Association (EWMA), Amsterdam, 3–5 May 2017.
- 12) Rabe, E.; Pannier-Fischer, F.; Broman, K.; Schuldt, K.; Stang, A.; Poncar, Ch.; Wittenhorst, M.; Bock, E.; Weber, S. & Jöckel, K. H. (2003). Bonner Venenstudie der Deutschen Gesellschaft für Phlebologie. Phlebologie, 32(1), p1–p14.
- 13) Muldoon, J.; Hampton, S. (2017). Validity, Inter-rater and Intra-rater reliability of an Adjustable Compression Device Application, SAWC, San Diego 2017.

VELCRO® is a registered trademark of VELCRO Industries B. V.

Lohmann & Rauscher Pty Ltd · 321 Ferntree Gully Road · Mount Waverley, Victoria 3149, Australia
Lohmann & Rauscher Limited · 21 Queen Street · Auckland 1010 · New Zealand

www.Lohmann-Rauscher.com.au