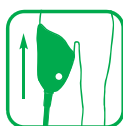
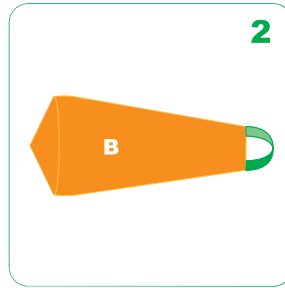
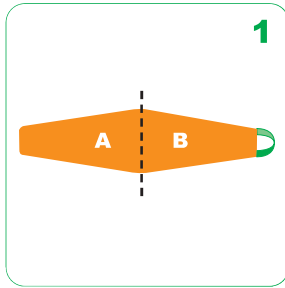


ARION Proth-Pro



EN	Donning aid for transfemoral prostheses featuring a suction socket with valve opening	Instructions for use	2
DE	Anziehhilfe für Oberschenkelprothesen mit Saugerschaft und Ventilöffnung	Gebrauchsanleitung	4
NL	Aantrekhulp voor bovenbeenprothesen met zuigkoker inclusief ventielopening	Gebruiksaanwijzing	6
DA	Hjælp til påtagning til transfemorale proteser med sugekop og ventilåbning	Brugsanvisning	8
FR	Aide à l'enfilage de prothèses fémorales dotées d'une emboîture à succion avec ouverture de soupape	Mode d'emploi	10
NO	Påføringshjelp for transfemorale proteser med sugekontakt og ventilåpning	Bruksanvisning	12
SV	Påklädningshjälpmedel för transfemoral protes med suguttag och ventilöppning	Bruksanvisning	14
FI	Pukemäsen apuväljine reisiroteeseille, joissa on imuholkki venttiiliaukolla	Käyttöohjeet	16
ES	Colocador de prótesis transfemorales con conector de succión con apertura de válvula	Instrucciones de uso	18
PT	Auxiliar para calçar próteses transfemorais que dispõem de uma tomada de sucção com abertura da válvula	Instruções de utilização	20
IT	Dispositivo per mettere protesi transfemorali a vuoto con apertura a valvola	Istruzioni per l'uso	22
JP	バルブ開口部付き吸着式ソケットを備えた経大腿義足の装着補助具	使用説明書	24



Arion Proth-Pro

Donning aid for transfemoral prostheses featuring a suction socket with valve opening



On

Donning instructions:

1. To apply the Proth-Pro donning aid, first fully spread out the aid.
2. Fold the top half (A) of the Proth-Pro into the other half (B). Make sure the seams are flush with each other (loop on the outside).
3. With both hands, pull the Proth-Pro over the transfemoral residual limb like a sock. Avoid creases.

Make sure that the seam of the Proth-Pro is at the back side of the residual limb.

Position the socket over the residual limb after which the loop of the Proth-Pro can be put through the socket's valve hole.

4. Finally, slowly pull the Proth-Pro out of the prosthetic socket by pulling the loop through the valve hole.

If the residual limb does not optimally fit in the prosthetic socket, the procedure has to be repeated.

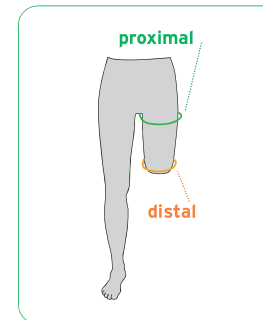
Donning instructions when using the Arion Easy-Proth Extender:

Follow the instruction steps on the illustrations A, B, C and D.

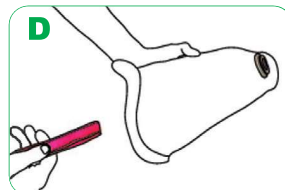
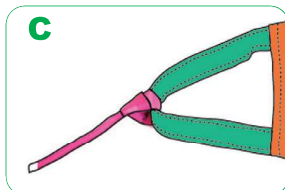
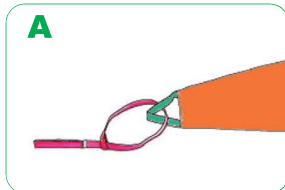
The Easy-Proth Extender is an extension for the Proth-Pro donning device and makes it easier to slide the loop of the product through the valve hole of the prosthesis.

SIZING

REF	Size	Circumference of the upper leg	
		proximal	distal
E02701	Extra small	40 cm / 15.5"	30,5 cm / 12"
E02702	Small	41 - 45 cm / 16" - 17.5"	33 cm / 13"
E02703	Medium	46 - 58 cm / 18" - 23"	33 cm / 13"
E02704	Large	59 - 70 cm / 23.5" - 27.5"	39,5 cm / 15,5"
E02705	Extra large	71 - 80 cm / 28" - 31.5"	16 cm / 6"
E02706	Extra extra large	81 cm / 32"	-



Arion Easy-Proth Extender



Proth-Pro from Arion Slide Solutions has been specifically developed to help put on an above-knee (or transfemoral) prosthesis with suction socket. Thanks to the product's unique sliding properties provided by the especially light and smooth material it is made of, it reduces friction between the prosthesis and the residual limb. The Proth-Pro can be used in combination with the Easy-Proth Extender which makes it easier to slide the loop of the product through the valve hole of the prosthesis.

EASY, SAFE AND SIMPLE SOLUTION

- Contributes to reducing physical strain associated with putting on an above-knee (transfemoral) prosthesis
- Promotes independence of wearers of a transfemoral prosthesis
- Designed for different shapes and sizes of limbs.

COMPOSITION

- Product: Polyamide 93%, Polyurethane 3%, Silicone 2%, Polyester 2%
- Package: Low-density polyethylene (LDPE)



CONTRAINDICATIONS

- Do not use the product if you are allergic to one of its component (see composition).
- Open wounds should be covered with an appropriate dressing before using the product.

⚠️ WARNINGS

- **Suffocation hazard:** Keep the product away from babies, children, and pets.
- **Slipping hazard:** Do not step on the product. Highly slippery material.
- **For external use only /** Intended for skin contact. Seek medical attention if irritation develops.

IMPORTANT

- Please read the instructions for use carefully. If you have any questions, please contact your reseller.
- Please keep the package and the instructions for use during the time of use of the product.
- All serious incidents that occur when using the product should be reported to the manufacturer and the competent supervisory authority.
- When using the product it is important to use the right product size for the user. Using an incorrect size will prevent the product from working properly, and it may become damaged or wear out too quickly.
- Use the product on a single person. If the product needs to be used on more than one person, disinfect the product before with a 70% ethanol solution.

STORAGE

Keep away from direct sunlight or other heat sources.

CARE INSTRUCTIONS

- Wash by hand, at max. 30°C/86°F.
- Do not bleach.
- Do not tumble dry. Dry the product only with a towel.
- Do not iron.
- Do not dry clean.
- Disinfection possible with a 70% ethanol solution.

GUARANTEE

This product is guaranteed for a period of six months from the date of purchase against defects resulting from faulty material or construction. Within the guarantee period, the product will be exchanged free of charge in the case of manufacturing and/or material defects. Any exchange under the guarantee will only be carried out if it can be demonstrated by means of a purchase receipt that the date on which the complaint was lodged falls within the guarantee period. The guarantee does not apply if the defect is due to improper use of the product or use on several patients. To use this service you need to contact your supplier. You are asked to return the product washed and to follow the care instructions.

RECOMMENDATION FOR USE

The manufacturer recommends replacing the product six months after the first use if the product is used regularly.

You can write the date of first use on the back of this document.



Tel.: +31 45 209 4014
E-Mail: slideorders@arion-group.com
www.slide-solutions.com



Product
Produit



Residual
Ordures ménagères

Instructions for use
Mode d'emploi

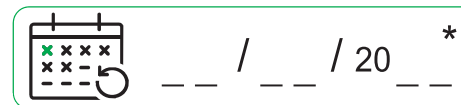


Paper
Papier

Outside package
Emballage extérieur



Plastic
Plastique



*Date of first use

*Datum der ersten Verwendung

*Datum van eerste gebruik

*Dato for første anvendelse

*Date de la première utilisation

*Første bruksdato

*Datum för första användning

*Ensimmäinen käyttöpäivä

*Fecha primer uso

*Data da primeira utilização

*Data del primo utilizzo

*初回使用日



Arion Slide Solutions B.V.
Rutherford 11
6422 RE Heerlen (NL)
www.arion-group.com



Medical device
Medizinprodukt
Medisch hulpmiddel
Medicinsk udstyr
Dispositif médical
Medisinsk utstyr

Made in Tunisia
Hergestellt in Tunesien
Geproduceerd in Tunesië
Produceret i Tunesien
Fabriqué en Tunisie
Laget i Tunisia

Tillverkat i Tunisien
Valmistettu Tunisiassa
Fabricado en Túnez
Fabricado na Tunísia
Prodotto in Tunisia
チュニジア製

Medicinsk utrustning
Lääkinnällinen laite
Dispositivo médico
Dispositivo medico
医療機器