

magnide 2in1

simply smile

NEW

Magnide® 2in1

The ultimate application aid for putting on and taking off closed toe compression stockings and tights in one product.



Problem definition

For both caregivers and patients the problem of putting on and taking off compression stockings and tights is one which occurs on a daily basis. For caregivers this is also a major source of physical strain. Even patients who are able to carry out these two proceedings independently may find the process an increasingly arduous one. This often has a direct effect on therapy compliance.

Solution

The Magnide 2 in 1 has been specifically designed to alleviate the problems experienced when putting on and taking off compression stockings and tights with closed toe. This product is made of smooth material, which has been treated with a special coating. These qualities create a smooth aid that significantly reduces friction when putting on and taking off stockings. The friction reduction of the Magnide 2in1 helps to minimise the physical strain otherwise experienced by caregivers and patients. In turn, this has a positive effect on the therapy compliance of patients. With clear and simple instructions-for-use patients may long enjoy the freedom and convenience of independently putting on and taking off compression hosiery.

Users

The Magnide 2in1 provides an effective solution for patients who wear compression stockings and tights with a closed toe. Thanks to the Magnide 2in1 hosiery can now be put on and taken off without difficulties. Furthermore, the product is an essential aid for caregivers who are faced with the prospect of helping their patients putting on and taking off compression hosiery on a daily basis.

Magnide® 2in1


The ultimate solution in one product

Product benefits

- Two in one
- Top quality - outstanding design
- Reduction of physical strain for both caregiver and patient
- Increase in patient's independence and therapy compliance
- Stockings retain therapeutic graduated compression longer
- Ease of use
- Saves time and money
- Durable
- Easy to carry

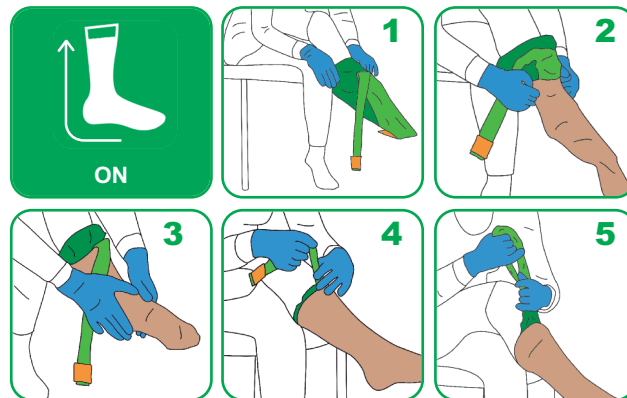
Sortiment

Art.Nr.	size	shoe size
E01540	Medium	≤ 40
E01541	Large	≥ 41 t/m 45
E01542	Extra Large	≥ 46

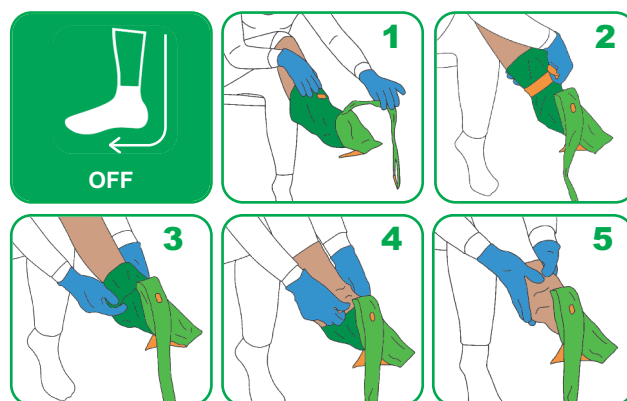
XL also suitable for extra wide feet with cA upto 28 cm 



Velcro cord for taking off



- 1 Place the Magnide 2in1 across the foot (ensure that the orange flap near the toes is well folded back, so that the magnet makes contact)
- 2 Pull the stocking over the Magnide 2in1
- 3 Slide the stocking over the foot, ensuring that the heel of the stocking sits in the right place
- 4 Make sure that the light green loop sticks out above the stocking so it can be grasped
- 5 Pull the light green loop to remove the Magnide 2in1 from the stocking



- 1 Slide Magnide 2in1 over the stocking
- 2 Fasten the velcro strap firmly just above the ankle
- 3 Fold the spare material down over the strap as far as possible
- 4 Fold the stocking over the Magnide 2in1 as far as possible
- 5 With small movements, starting at the heel, slide the stocking and Magnide 2in1 over the heel